



Deer Mountain Fire Protection District Ballot Measure Survey

May 2026



Deer Mountain Fire Protection District Voter Registration and Turnout Demographics

Sex	Registration		2025		2024		2023		2022	
	Count	%	Count	%	Count	%	Count	%	Count	%
Female	897	46.0%	437	48.8%	651	46.7%	349	47.2%	502	47.2%
Male	1,053	54.0%	459	51.2%	742	53.3%	390	52.8%	561	52.8%
Total	1,949	100.0%	895	100.0%	1,393	100.0%	739	100.0%	1,063	100.0%

Age Group	Registration		2025		2024		2023		2022	
	Count	%	Count	%	Count	%	Count	%	Count	%
18-34	245	12.6%	42	4.7%	129	9.3%	24	3.2%	60	5.6%
35-44	229	11.7%	55	6.1%	122	8.8%	31	4.2%	71	6.7%
45-54	229	11.7%	83	9.3%	158	11.3%	63	8.5%	110	10.3%
55-64	350	18.0%	174	19.4%	302	21.7%	187	25.3%	276	26.0%
65+	896	46.0%	541	60.4%	682	49.0%	434	58.7%	546	51.4%
Total	1,949	100.0%	895	100.0%	1,393	100.0%	739	100.0%	1,063	100.0%

Party	Registration		2025		2024		2023		2022	
	Count	%	Count	%	Count	%	Count	%	Count	%
Unaffiliated	1,008	51.7%	411	45.9%	642	46.1%	297	40.2%	434	40.8%
Democrat	226	11.6%	140	15.6%	196	14.1%	125	16.9%	174	16.4%
Republican	655	33.6%	320	35.8%	521	37.4%	297	40.2%	427	40.2%
Libertarian	32	1.6%	14	1.6%	20	1.4%	9	1.2%	14	1.3%
Other	28	1.4%	10	1.1%	14	1.0%	11	1.5%	14	1.3%
Total	1,949	100.0%	895	100.0%	1,393	100.0%	739	100.0%	1,063	100.0%



Methodology



The Deer Mountain Fire Protection District invites you to participate in an important survey regarding a potential ballot measure to fund fire district personnel, apparatus, and equipment. We want to know your opinion, so please make your voice heard. The survey will only take 10 minutes to complete, and your answers will remain strictly anonymous and confidential. Click the link to get started!

Magellan Strategies is pleased to present the results of a community survey of 261 adult residents within the Deer Mountain Fire Protection District.

The interviews were conducted from May 5th to 14th, 2026. This survey has a margin of error of +/- 5.65% at the 95 percent confidence interval.

The survey data were weighted to represent the voter turnout demographics of a mid-term election for the Deer Mountain Fire Protection District.



Key Takeaways & Opportunities

Strong baseline support for a tax increase – and it grows with information: Even without context, 65% of residents supported the ballot measure (uninformed ballot test). After learning about the District's funding challenges, EMS needs, and wildfire risks, support climbed to 73%. This 8-point jump shows that voter education is a meaningful campaign asset.

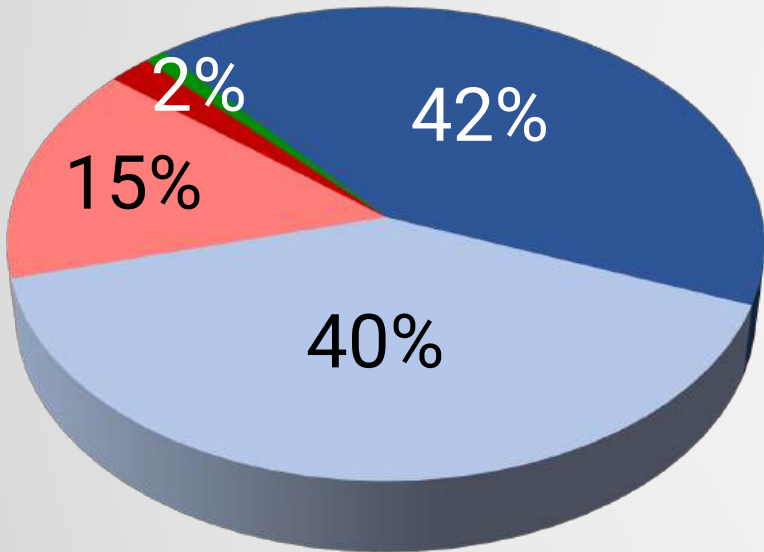
Residents approve of the District's services but doubt its finances: A strong 83% approved of the District's job providing fire protection. However, 54% said they do NOT believe the District has adequate financial resources to maintain acceptable service levels – suggesting residents value what the District does but recognize a real funding gap rather than attributing problems to mismanagement.

Wildfire risk and EMS demand are compelling motivators: 73% of residents believe fire and wildfire risk will increase over the next five years. Combined with the fact that medical emergencies make up 63% of the District's calls and have grown 20% year-over-year, these two pressures – growing wildfire threat and rising EMS demand from an aging population – are the strongest arguments for the measure and moved the most voters toward approval in the information questions.

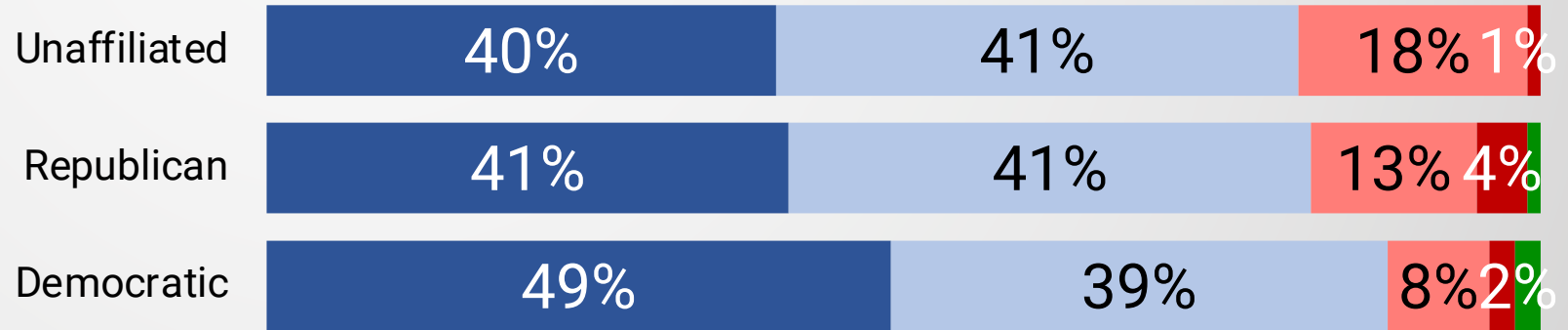
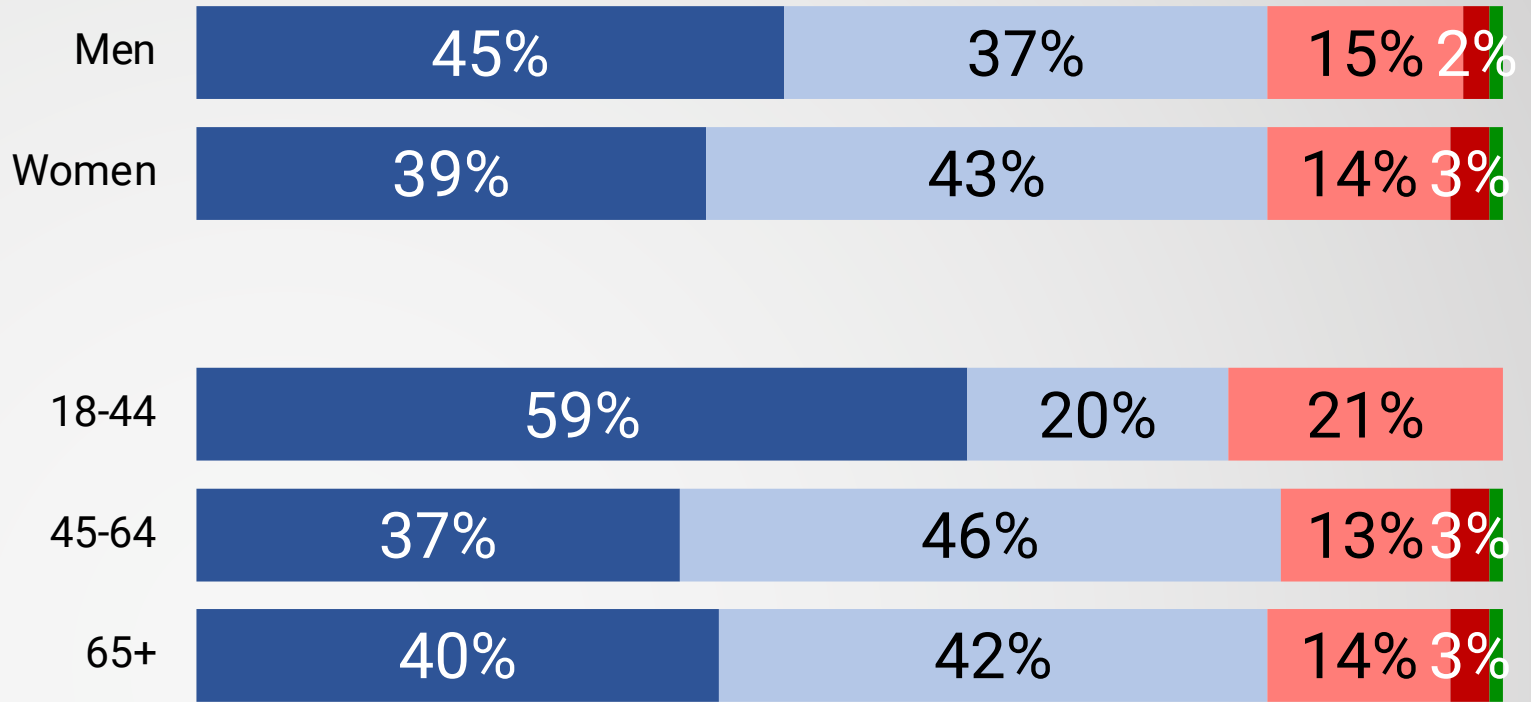


How familiar are you with the services provided by the Deer Mountain Fire Protection District?

Very & Somewhat 82%

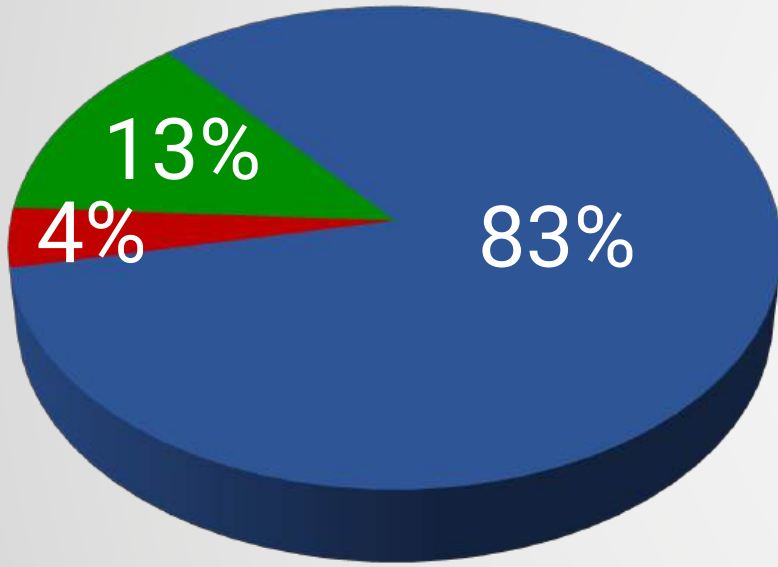


- Very Familiar
- Somewhat Familiar
- Not Too Familiar
- Not Familiar at All
- No Opinion



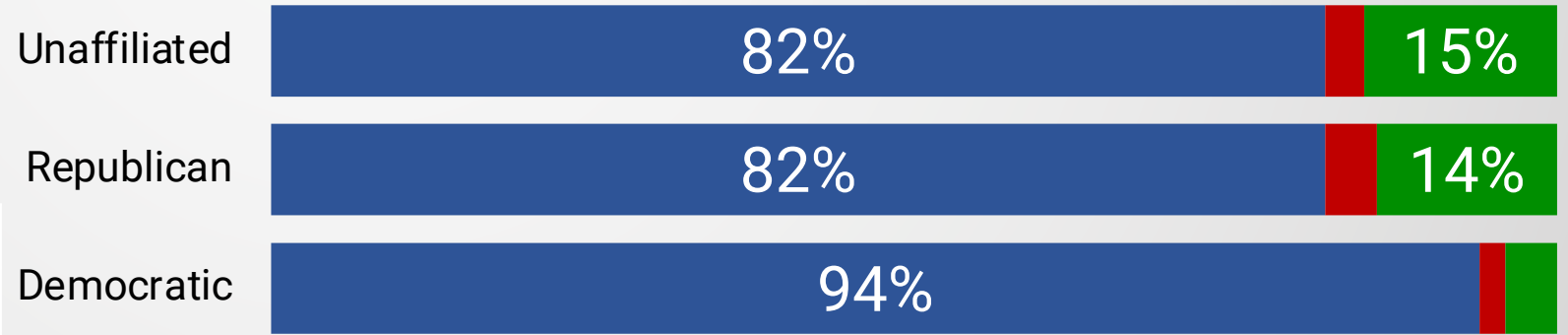
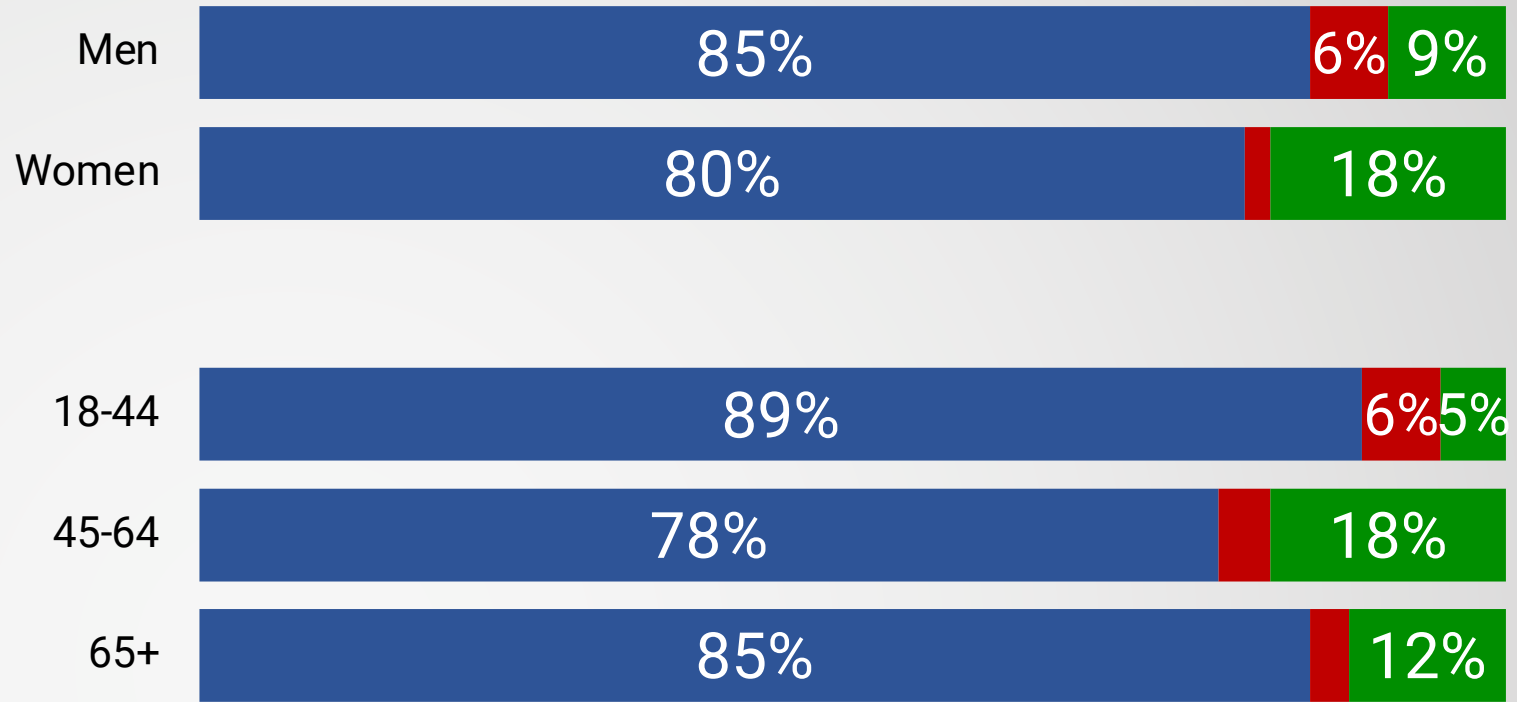
- Very Familiar
- Somewhat Familiar
- Not Too Familiar
- Not Familiar at All
- No Opinion

Do you approve or disapprove of the job the Deer Mountain Fire Protection District is doing in providing fire protection services in your community?



■ Approve
■ Disapprove
■ No Opinion

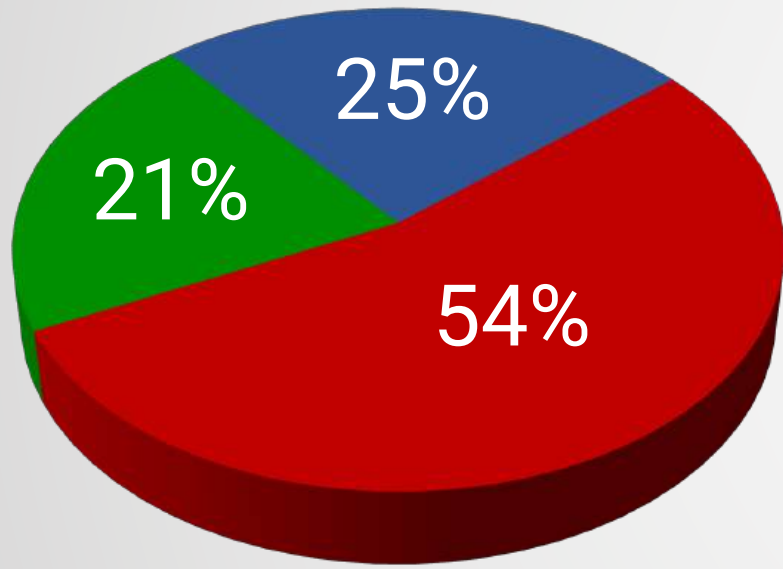
Strongly Approve	62%
Somewhat Approve	21%
Strongly Disapprove	3%
Somewhat Disapprove	1%



■ Approve ■ Disapprove ■ No Opinion

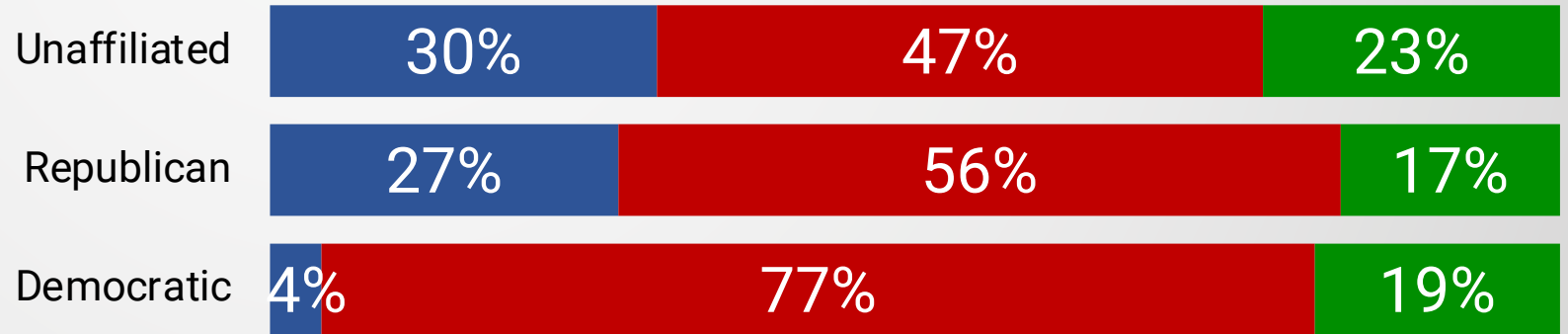
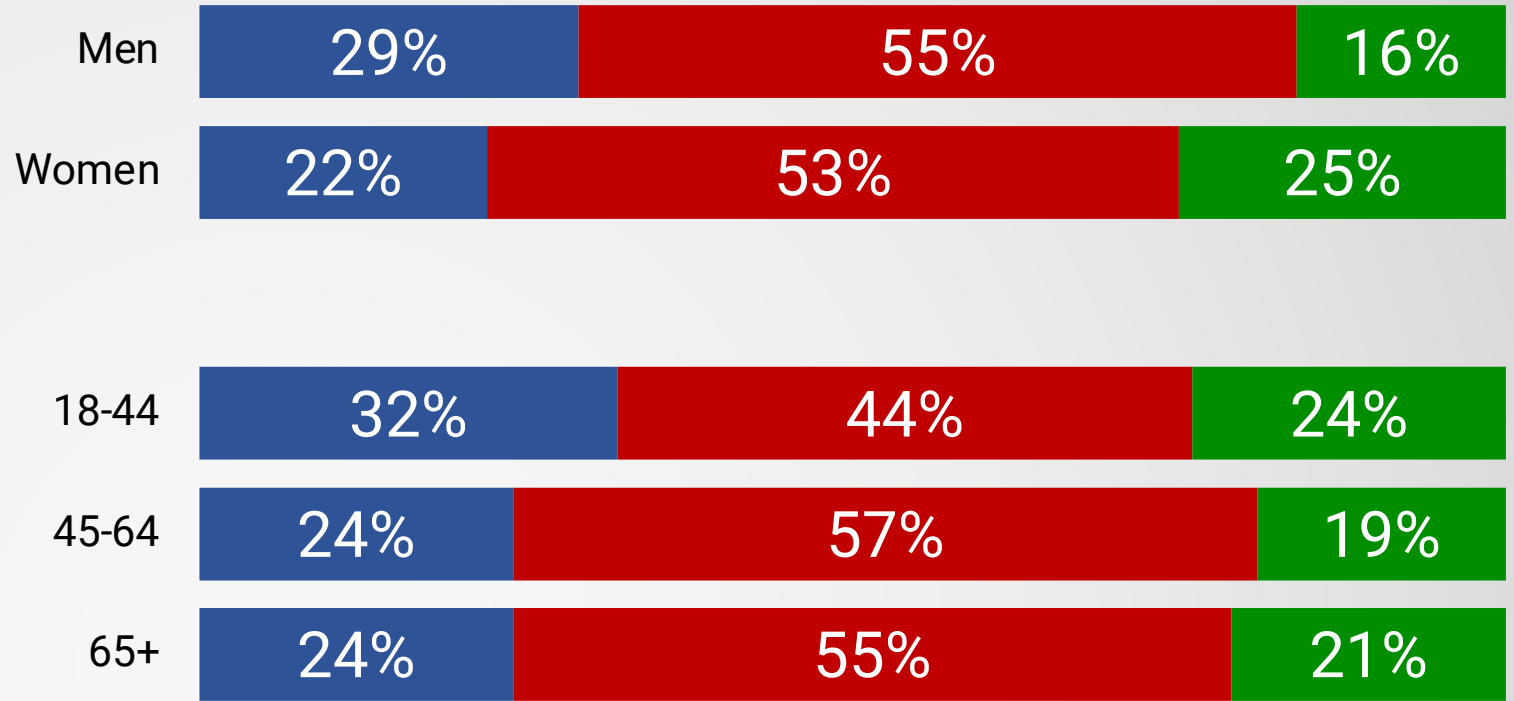


Do you think the Deer Mountain Fire Protection District has the financial resources to provide an acceptable level of fire protection services in your community?



■ Yes
 ■ No
 ■ No Opinion

Definitely Yes	9%
Probably Yes	16%
Definitely Not	18%
Probably Not	36%

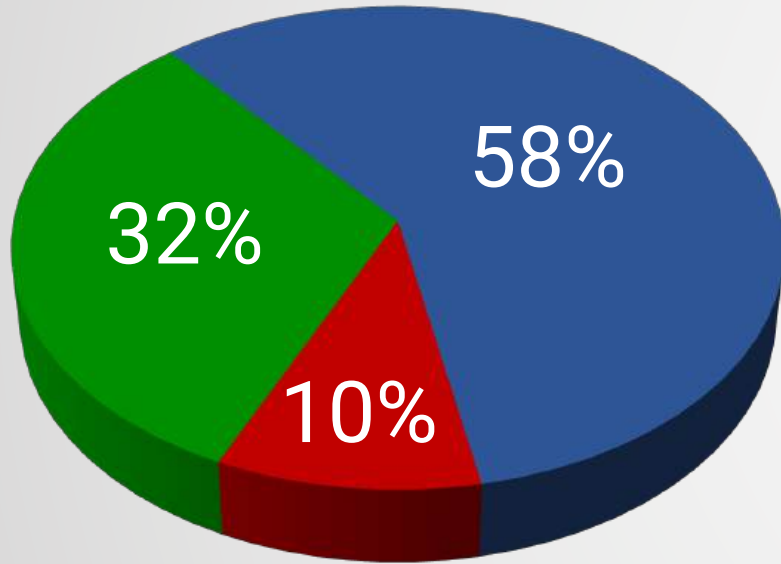


■ Yes ■ No ■ No Opinion



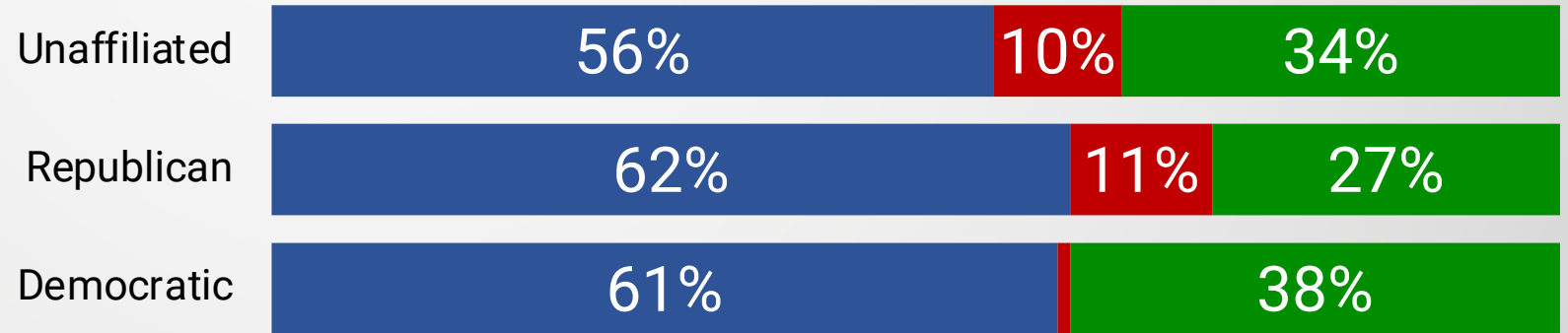
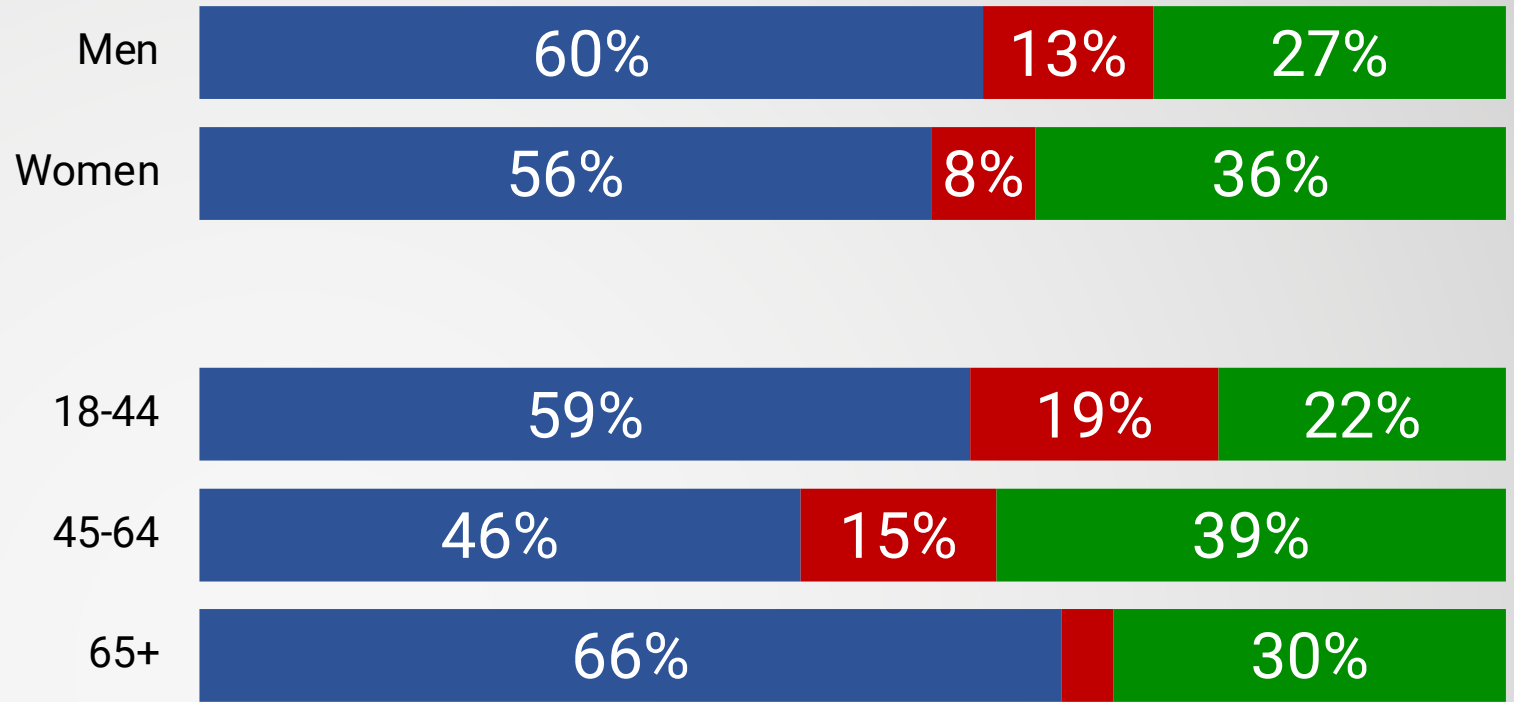
Do you agree or disagree with the following statement?

“Deer Mountain Fire Protection District is fiscally responsible and spends taxpayer money wisely.”



- Agree
- Disagree
- No Opinion

Strongly Agree	38%
Somewhat Agree	20%
Strongly Disagree	7%
Somewhat Disagree	3%



- Agree
- Disagree
- No Opinion



Being as descriptive as possible, why do you disagree with the statement,
“The Deer Mountain Fire Protection District is fiscally responsible and spends taxpayer money wisely.”

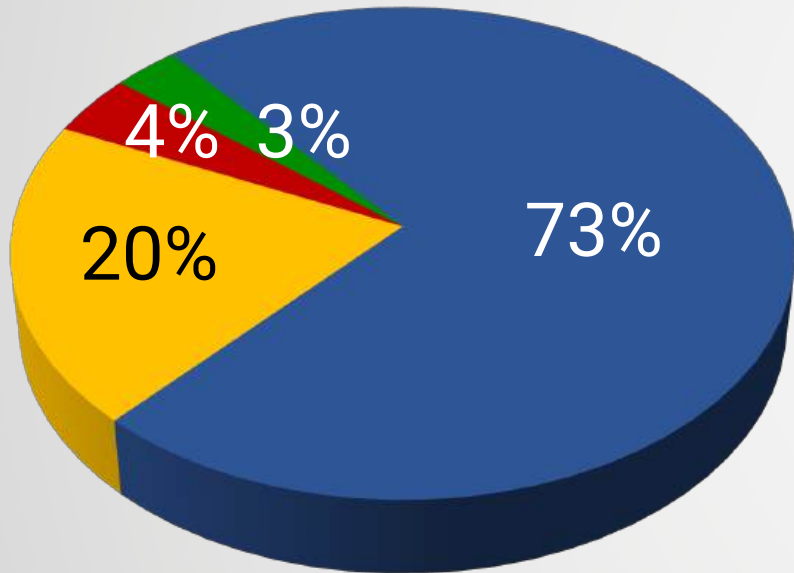
Concerns about wasteful spending and unnecessary purchases: Many respondents believed the District spends money on items they viewed as unnecessary or poorly prioritized. Including complaints about purchasing equipment they felt was not needed, references to spending on apple trees, vehicles, or facilities, and concerns that money was being directed toward EMS or staffing costs instead of core fire protection services. Many respondents questioned why the District was asking for additional taxes if it had managed funds responsibly in the past.

Lack of transparency, accountability, and trust in leadership: A major theme was distrust of the District’s board and leadership. Respondents frequently mentioned a lack of transparency about how taxpayer money is spent, poor communication, and concerns about accountability. Some specifically referenced financial statements, turnover on the board, and perceptions that the District had misrepresented its financial position or failed to provide detailed public information.

Negative perceptions of management, operations, and organizational effectiveness: Several respondents tied fiscal concerns to broader dissatisfaction with how the department is managed and operated. Comments referenced poor leadership, unqualified personnel, lack of professionalism, insufficient community engagement, and concerns that the department was not operating efficiently. Some also criticized the reliance on paid EMS staffing or questioned the overall direction and priorities of the organization.

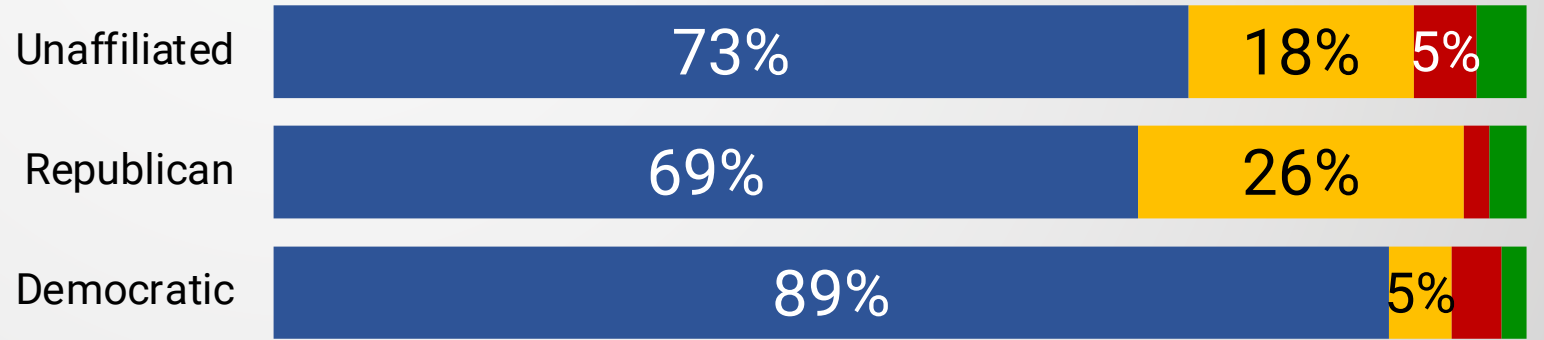
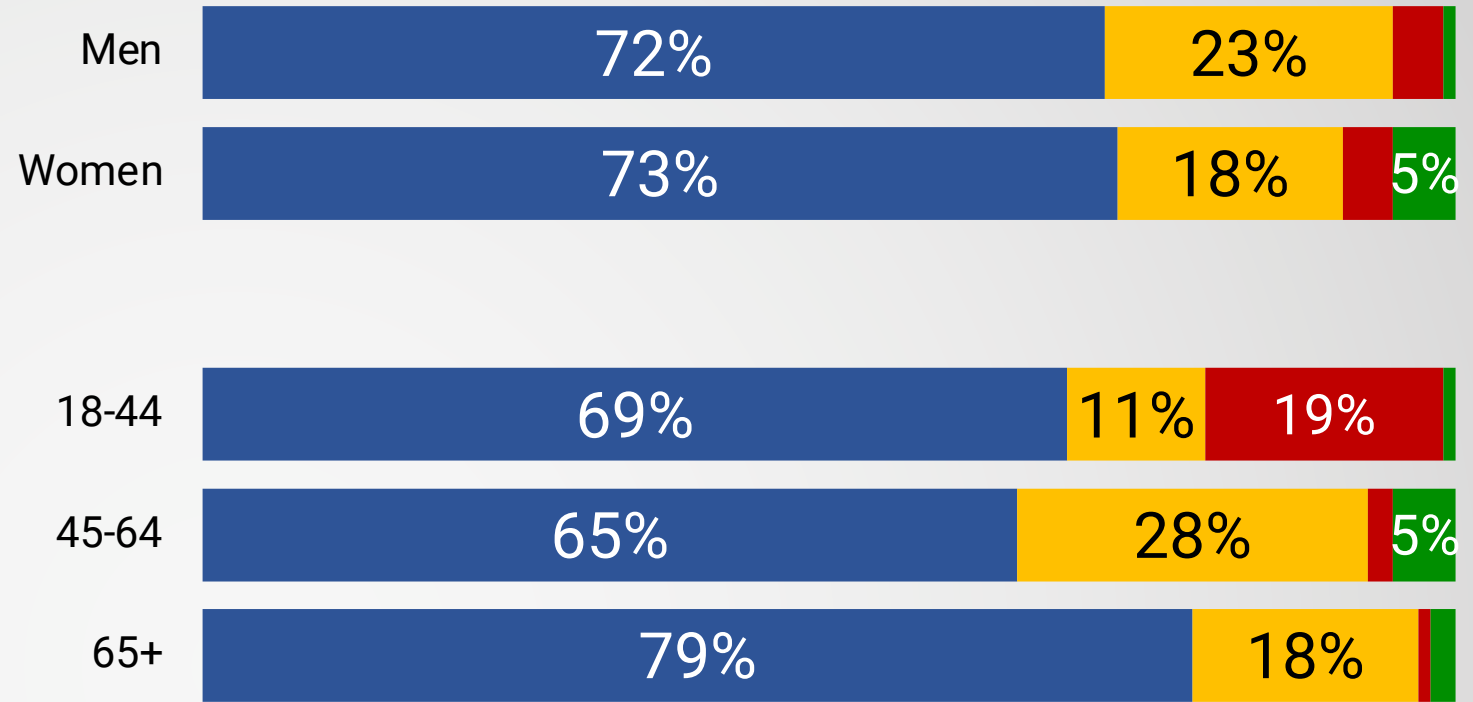


Do you think fire and wildfire risk in your community will increase, stay about the same, or decrease in the next five years?



- Increased
- About the Same
- Decreased
- No Opinion

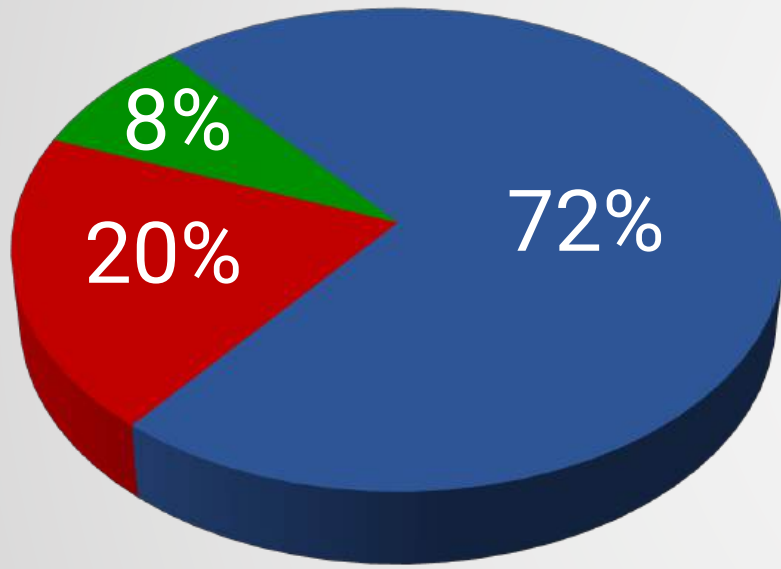
Definitely Increased	37%
Probably Increased	36%
Definitely Decreased	1%
Probably Decreased	3%



■ Increased ■ About the Same ■ Decreased ■ No Opinion

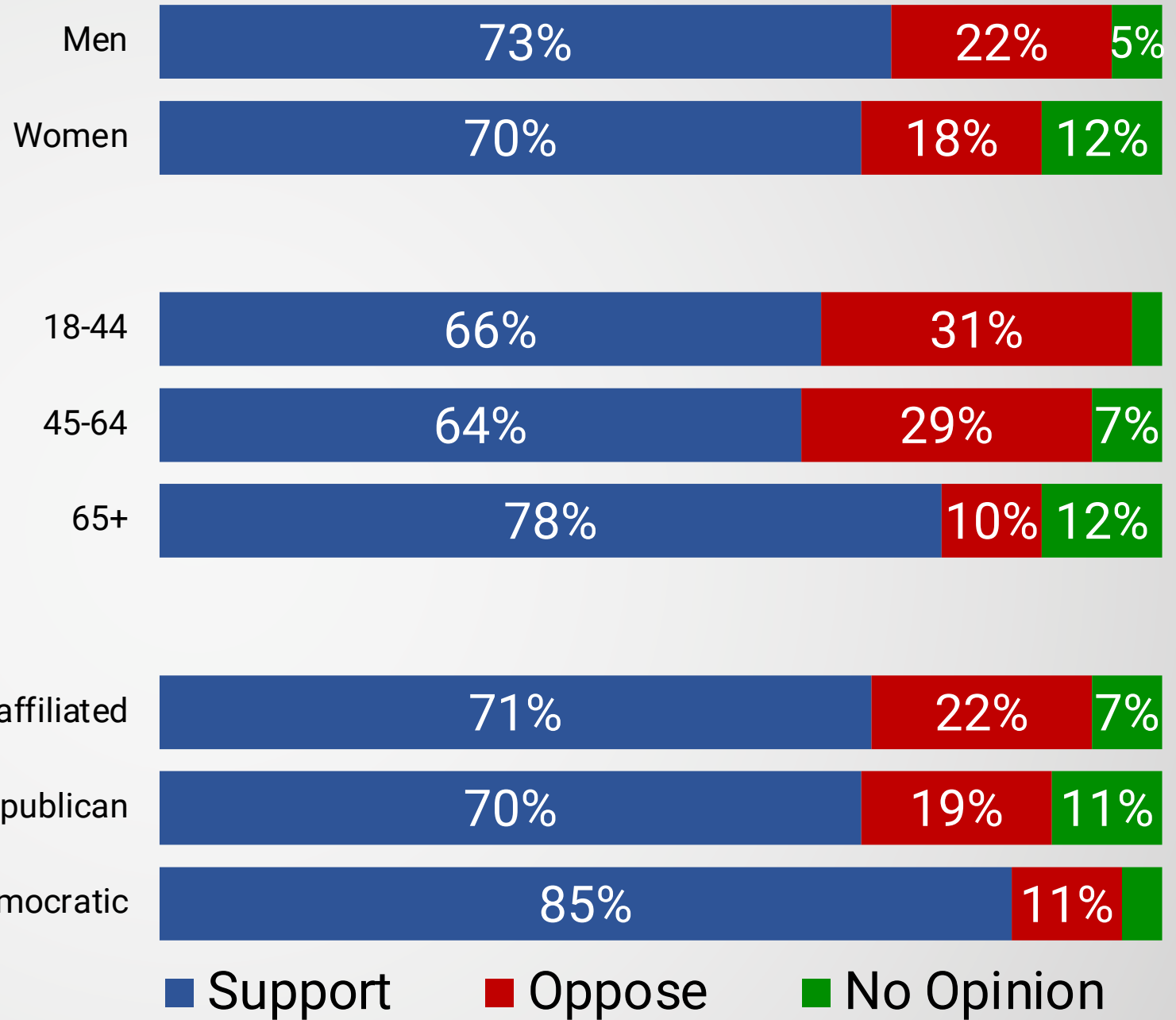


Would you support or oppose a modest tax increase to create additional funding for the Deer Mountain Fire Protection District?



- Support
- Oppose
- No Opinion

Strongly Support	48%
Somewhat Support	24%
Strongly Oppose	14%
Somewhat Oppose	6%



Uninformed Deer Mountain Ballot Test



Before we continue, it is important to understand that the Deer Mountain Fire Protection District has not decided whether to place a funding measure on the November 2026 ballot. Participating in this survey and sharing your honest opinions will help make that decision. Let's continue the survey now...

The Deer Mountain Fire Protection District is considering a potential ballot measure this November. After reading it, please indicate if you would vote yes and approve it or if you would vote no and reject it. The potential ballot measure reads as follows:

SHALL THE DEER MOUNTAIN FIRE PROTECTION DISTRICT TAXES BE INCREASED BY APPROXIMATELY \$371,940.00 ANNUALLY, AND BY WHATEVER ADDITIONAL AMOUNTS ARE RAISED THEREAFTER, BY AN ADDITIONAL MILL LEVY OF NOT MORE THAN 6.9 MILLS COMMENCING IN TAX YEAR 2026 FOR COLLECTION IN FISCAL YEAR 2027, WITH SUCH PROCEEDS TO BE USED FOR CAPITAL AND GENERAL FUND PURPOSES INCLUDING, BUT NOT LIMITED TO:

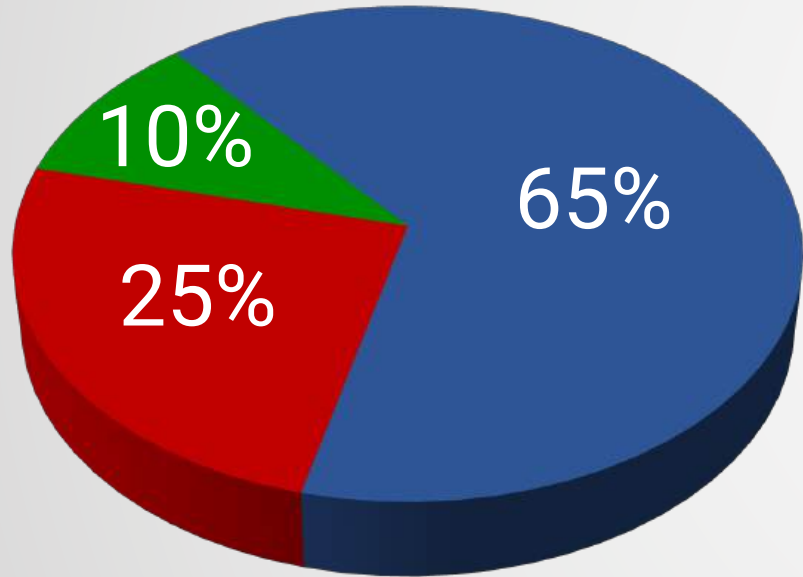
- MAINTAIN VOLUNTEER RECRUITMENT AND INCREASE FIREFIGHTER AND EMT AVAILABILITY LEVELS TO SAFELY AND EFFICIENTLY RESPOND TO EMERGENCIES.
- EMERGENCY MEDICAL SERVICES PROVIDED BY THE DISTRICT.
- EXPAND EMERGENCY RESPONSE CAPABILITY, WILDFIRE MITIGATION, AND COMMUNITY EDUCATION.

ANY FUNDS EXPENDED PURSUANT TO THIS QUESTION SHALL BE SUBJECT TO STATE LAWS, REGULATIONS AND DISTRICT POLICIES FOR ACCOUNTABILITY AND TRANSPARENCY AND SHALL SUCH TAX INCREASE BE AN ADDITIONAL PROPERTY TAX MILL LEVY IN EXCESS OF THE LEVY AUTHORIZED FOR THE DISTRICT. PURSUANT TO AND IN ACCORDANCE WITH SECTION 29-1-301. C.R.S.: AND SHALL THE DISTRICT BE AUTHORIZED TO COLLECT, RETAIN AND SPEND ALL REVENUES FROM SUCH TAXES AND THE EARNINGS FROM THE INVESTMENT OF SUCH REVENUES AS A VOTER APPROVED REVENUE CHANGE UNDER ARTICLE X, SECTION 20 OF THE COLORADO CONSTITUTION?



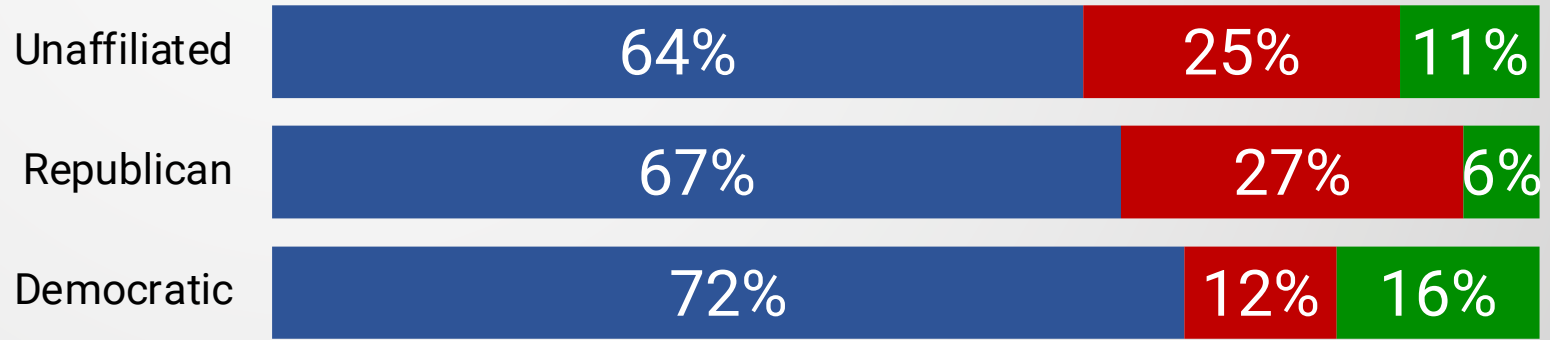
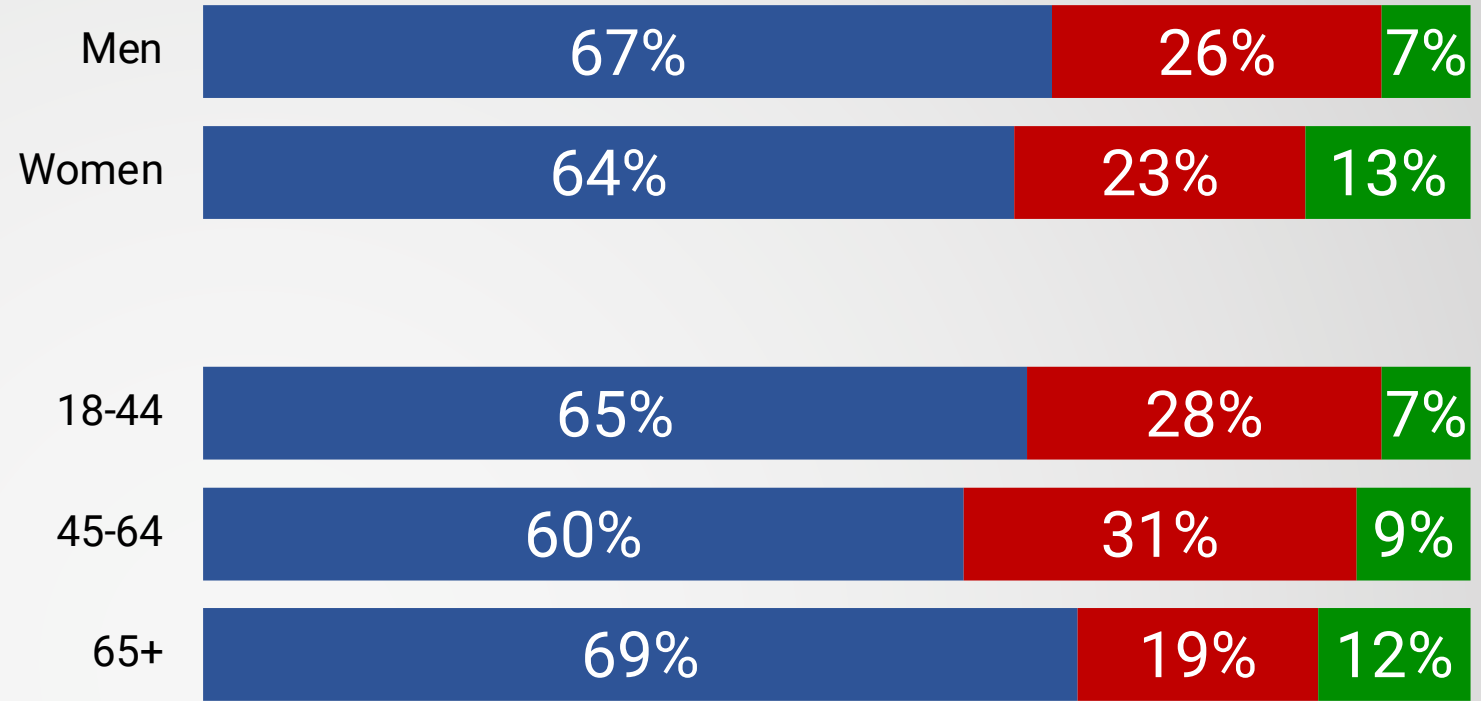
Uninformed Ballot Test

Now that you have read the potential ballot language, if an election were being held today, would you vote yes and approve the ballot measure, or would you vote no and reject it?



■ Yes, Approve
■ No, Reject
■ Undecided

Definitely Vote Yes	41%
Probably Vote Yes	24%
Definitely Vote No	13%
Probably Vote No	12%



■ Yes, Approve
 ■ No, Reject
 ■ Undecided



Information Questions



We will now share information about why the Deer Mountain Fire Protection District is considering a ballot measure to establish additional funding. After reviewing the information, please indicate whether you are more inclined to vote yes and approve the ballot measures or if you are more inclined to vote no and reject them. Let's get started...

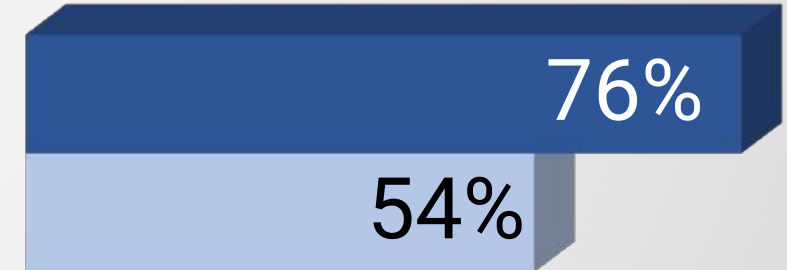
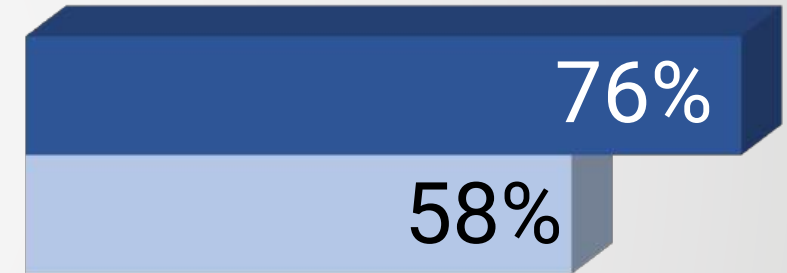



Deer Mountain Fire Protection District Ballot Measure Information Questions

Last year, the Deer Mountain Fire Protection District asked voters to approve a mill levy increase to support its Emergency Medical Services (EMS) program that lost by five votes. If this ballot measure were to pass, the **funding would allow the District to hire additional EMTs and continue providing EMS through a combination of paid staff and volunteers.**

The Deer Mountain Fire Protection District has **not increased its mill levy rate since 2011**. Since then, the district has added Emergency Medical Services (EMS) and continues to operate using the same tax rate.

The Deer Mountain Fire Protection District **responds to about 306 emergency calls each year**, and medical-related emergencies account for 63% of all call responses. Emergency medical related calls have grown by 20% year to year.



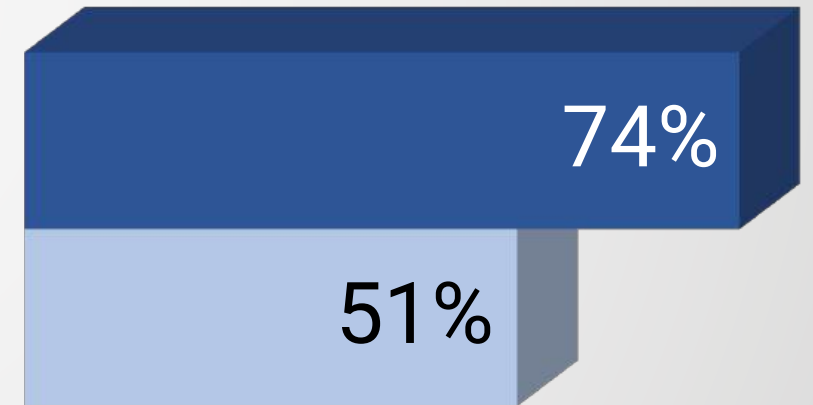
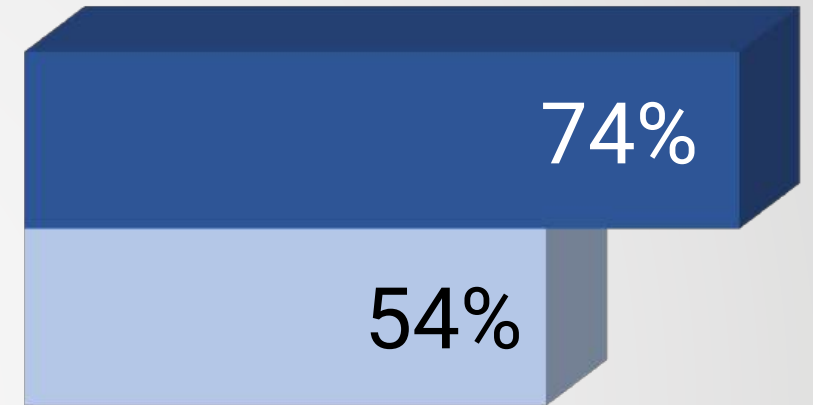
- Total More Likely to Approve
- Much More Likely to Approve



Deer Mountain Fire Protection District Ballot Measure Information Questions

Deer Mountain Fire serves an aging population, and adults 65 years and older are twice as likely to call 911 for a medical emergency compared to younger adults.

The district has identified wildfire prevention and mitigation as a top priority, however as the risk continues to increase and so do the costs.



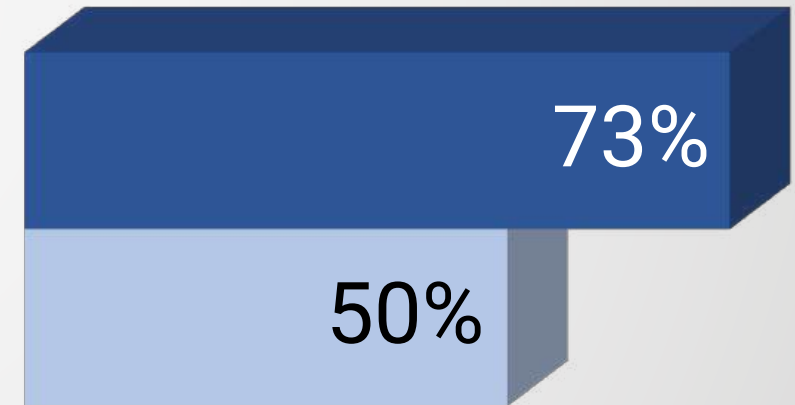
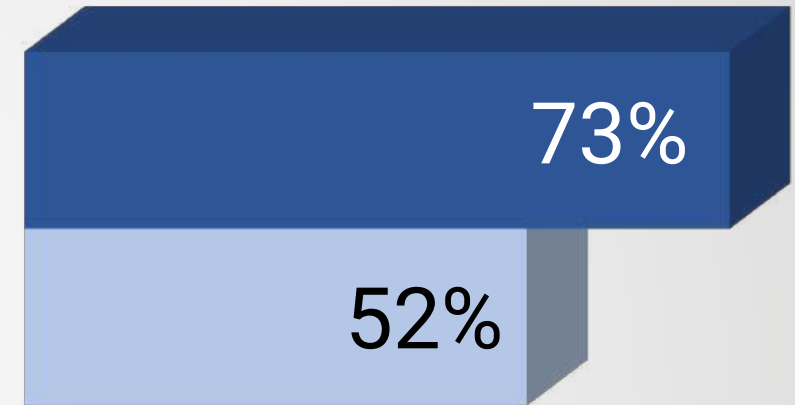
- Total More Likely to Approve
- Much More Likely to Approve



Deer Mountain Fire Protection District Ballot Measure Information Questions

Emergency response times are a top priority, and in order to maintain those services, additional revenues are needed to ensure the district has the personnel and equipment to respond.

For a residential property, the increase would cost approximately \$168.00 per year or \$14.00 per month for a \$350,000 home. For non-residential properties, the increase would be approximately \$60.00 per year or \$5.00 per month for every \$30,000 in actual value.



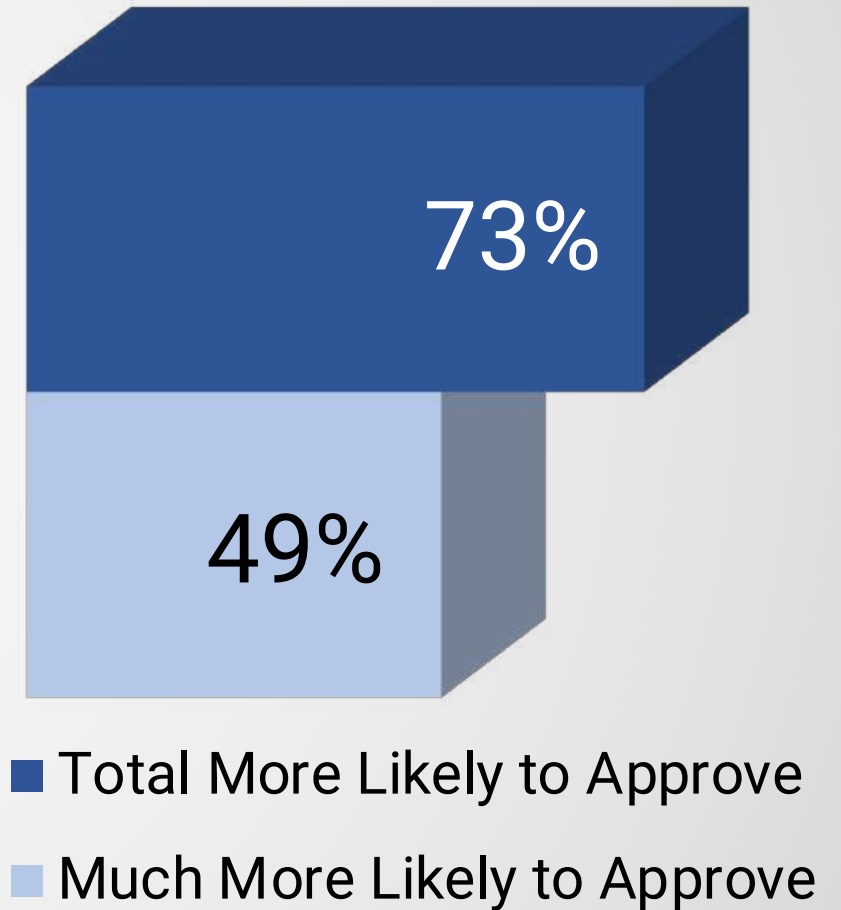
- Total More Likely to Approve
- Much More Likely to Approve



Deer Mountain Fire Protection District Ballot Measure Information Questions

The Deer Mountain Fire Protection District has one staffed fire station with EMTs and firefighters on duty from **8 am to 4 pm, Monday through Friday**. At all other times, and at the two other stations, emergency response relies on **on-call volunteers**.

The district serves about 1,750 full-time residents and 440 seasonal residents across 236 square miles and provides mutual aid over a larger surrounding area. The district has 2 full-time staff members, supported by 20 volunteer firefighters, 1 part-time EMT, and 2 part-time drivers.



Informed Deer Mountain Ballot Test



Thank you for reading and learning the reasons why the Deer Mountain Fire Protection District is considering a ballot measure in November. We now ask you to read the potential ballot language again and indicate if you would vote yes and approve it or if you would vote no and reject it. The potential ballot reads as follows:

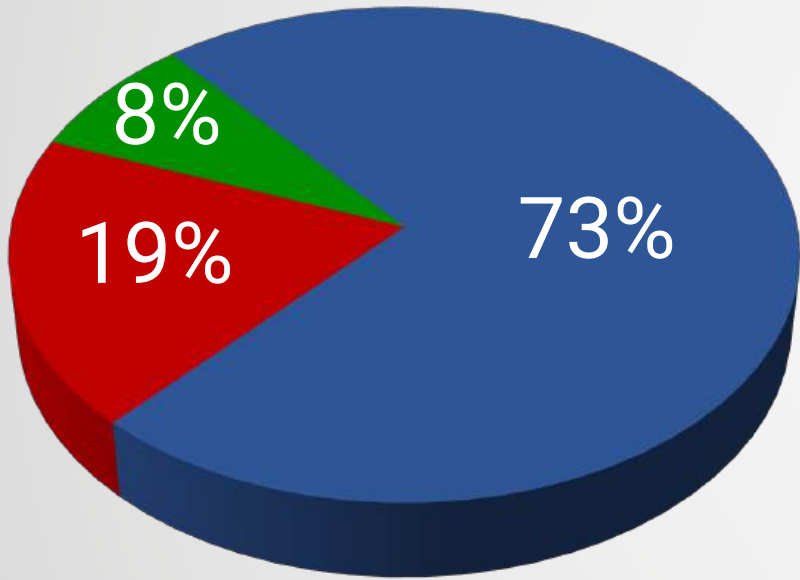
SHALL THE DEER MOUNTAIN FIRE PROTECTION DISTRICT TAXES BE INCREASED BY APPROXIMATELY \$371,940.00 ANNUALLY, AND BY WHATEVER ADDITIONAL AMOUNTS ARE RAISED THEREAFTER, BY AN ADDITIONAL MILL LEVY OF NOT MORE THAN 6.9 MILLS COMMENCING IN TAX YEAR 2026 FOR COLLECTION IN FISCAL YEAR 2027, WITH SUCH PROCEEDS TO BE USED FOR CAPITAL AND GENERAL FUND PURPOSES INCLUDING. BUT NOT LIMITED TO:

- MAINTAIN VOLUNTEER RECRUITMENT AND INCREASE FIREFIGHTER AND EMT AVAILABILITY LEVELS TO SAFELY AND EFFICIENTLY RESPOND TO EMERGENCIES.
- EMERGENCY MEDICAL SERVICES PROVIDED BY THE DISTRICT.
- EXPAND EMERGENCY RESPONSE CAPABILITY, WILDFIRE MITIGATION, AND COMMUNITY EDUCATION.

ANY FUNDS EXPENDED PURSUANT TO THIS QUESTION SHALL BE SUBJECT TO STATE LAWS, REGULATIONS AND DISTRICT POLICIES FOR ACCOUNTABILITY AND TRANSPARENCY AND SHALL SUCH TAX INCREASE BE AN ADDITIONAL PROPERTY TAX MILL LEVY IN EXCESS OF THE LEVY AUTHORIZED FOR THE DISTRICT. PURSUANT TO AND IN ACCORDANCE WITH SECTION 29-1-301. C.R.S.: AND SHALL THE DISTRICT BE AUTHORIZED TO COLLECT, RETAIN AND SPEND ALL REVENUES FROM SUCH TAXES AND THE EARNINGS FROM THE INVESTMENT OF SUCH REVENUES AS A VOTER APPROVED REVENUE CHANGE UNDER ARTICLE X, SECTION 20 OF THE COLORADO CONSTITUTION?

Informed Ballot Test

Now that you have read the potential ballot language, if an election were being held today, would you vote yes and approve the ballot measure, or would you vote no and reject it?

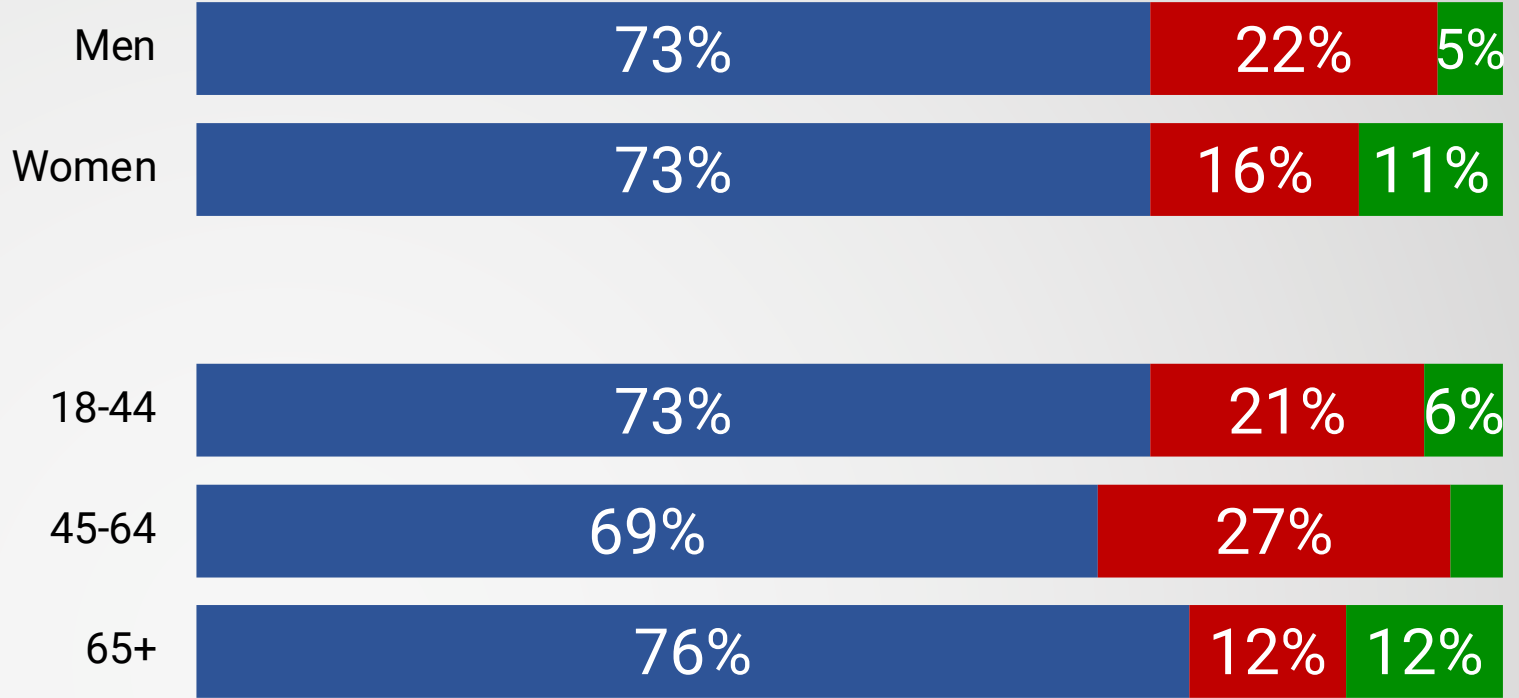


■ Yes, Approve

■ No, Reject

■ Undecided

Definitely Vote Yes	50%
Probably Vote Yes	23%
Definitely Vote No	13%
Probably Vote No	6%



Unaffiliated



Republican



Democratic



■ Yes, Approve

■ No, Reject

■ Undecided



Please describe why you would vote yes and approve a property tax increase to generate additional revenue for the Deer Mountain Fire Protection District.

Strong support for EMS, emergency response, and wildfire protection services: The most common theme was that residents view fire protection and EMS services as essential, especially in a rural and high wildfire-risk area. Many respondents referenced the importance of fast emergency response times, ambulance availability, wildfire mitigation, and maintaining adequate staffing, equipment, and training. Several respondents shared personal experiences where EMS or fire services directly helped them or their families.

Concerns about an aging population and growing community needs: Many respondents emphasized that Deer Mountain has a large and growing senior population, increasing the need for emergency medical services. Others mentioned population growth overall, stating that additional residents and homes create greater demand for fire and EMS services. Respondents frequently tied the tax increase to maintaining safety, protecting lives and property, and ensuring adequate coverage for the future.

Recognition that costs and funding needs have increased over time: Another major theme was acknowledgement that inflation, rising equipment costs, and stagnant funding since 2011 have made additional revenue necessary. Respondents often described the proposed tax increase as reasonable or minimal compared to the value of the services provided. Some also noted that modern equipment, staffing, and operational costs require updated funding to maintain service levels.



Please describe why you would vote no and reject a property tax increase to generate additional revenue for the Deer Mountain Fire Protection District.

Residents feel overtaxed and cannot afford additional property taxes: The most common theme was frustration over rising property taxes and overall cost of living increases. Many respondents, especially seniors and those on fixed incomes, said they simply could not afford another tax increase. Several comments referenced already struggling with food, medical bills, utilities, and inflation, while others expressed a general opposition to any new taxes regardless of purpose.

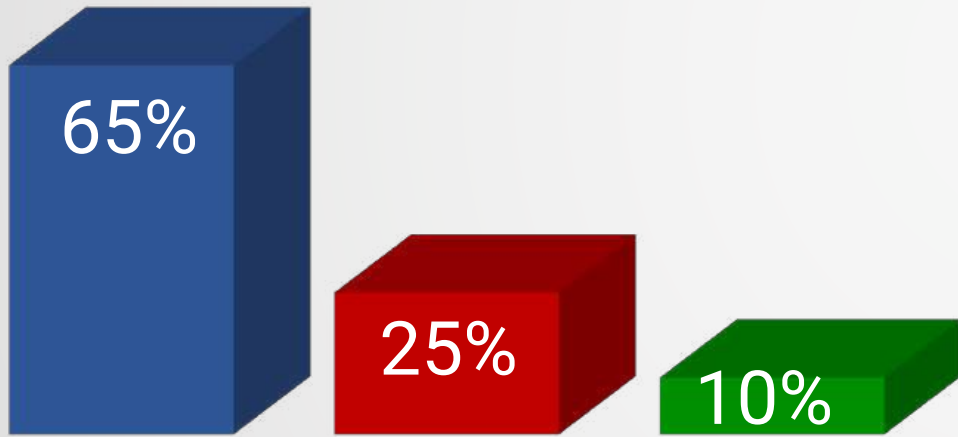
Lack of trust in the District's financial management and accountability: A major theme was distrust of how the District manages money. Respondents questioned whether funds are being spent wisely, criticized leadership and transparency, and expressed concerns about wasteful spending, salaries, equipment purchases, or expansion of EMS services. Several believed the District should cut costs, better manage existing resources, or provide more detailed financial accountability before asking for additional revenue.

Belief that the District should rely more on volunteers, grants, fundraising, or alternative funding sources: Many respondents argued the District should seek grants, fundraising, state or federal funding, or continue relying primarily on volunteers rather than increasing taxes. Some questioned the need for expanded paid EMS staffing or 24/7 coverage, arguing that rural communities naturally have limited services and that residents accept those tradeoffs by living in the area. Others felt the District already receives enough funding through grants, deployments, or increased property values.



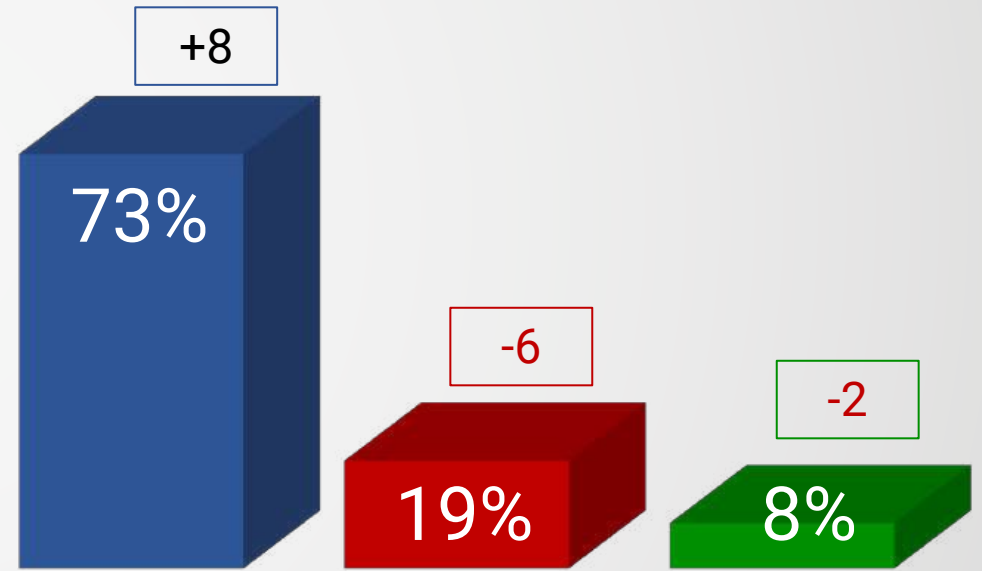
Deer Mountain Fire Protection Ballot Measure Comparison

Uninformed



Yes, Approve No, Reject Undecided

Informed



Yes, Approve No, Reject Undecided



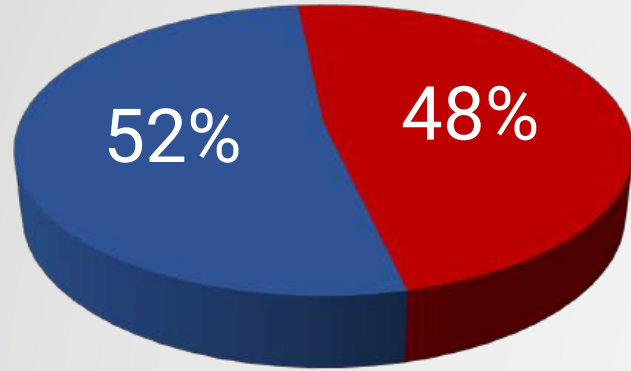


Survey Demographics



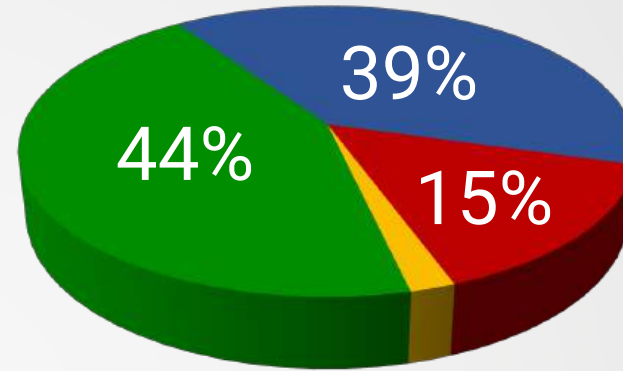
Survey Demographics

Gender



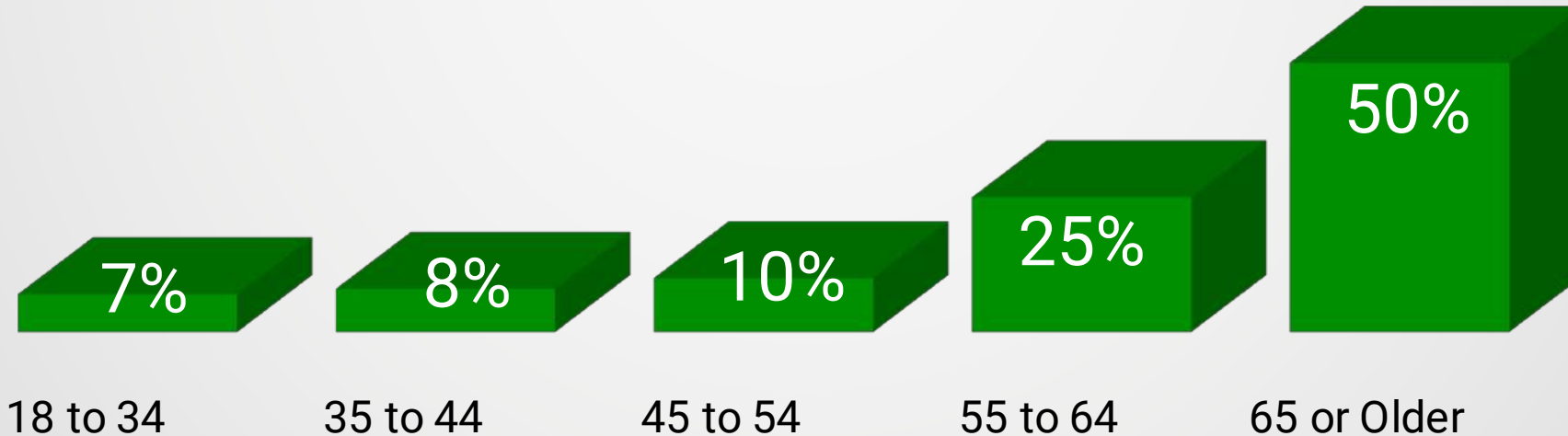
■ Female ■ Male

Party



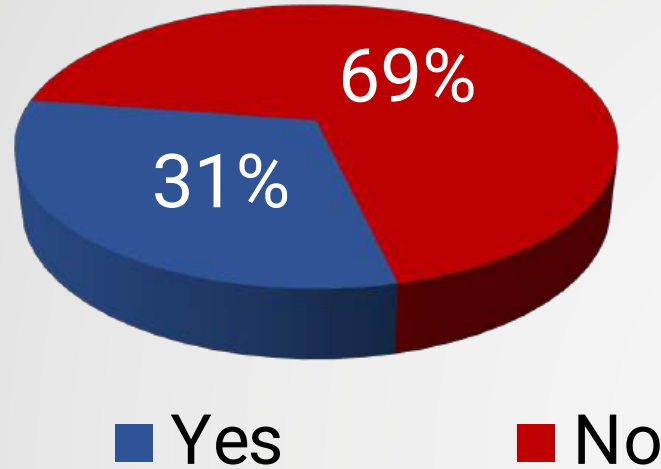
■ Unaffiliated ■ Democrat ■ Republican ■ Other Party

Age Range

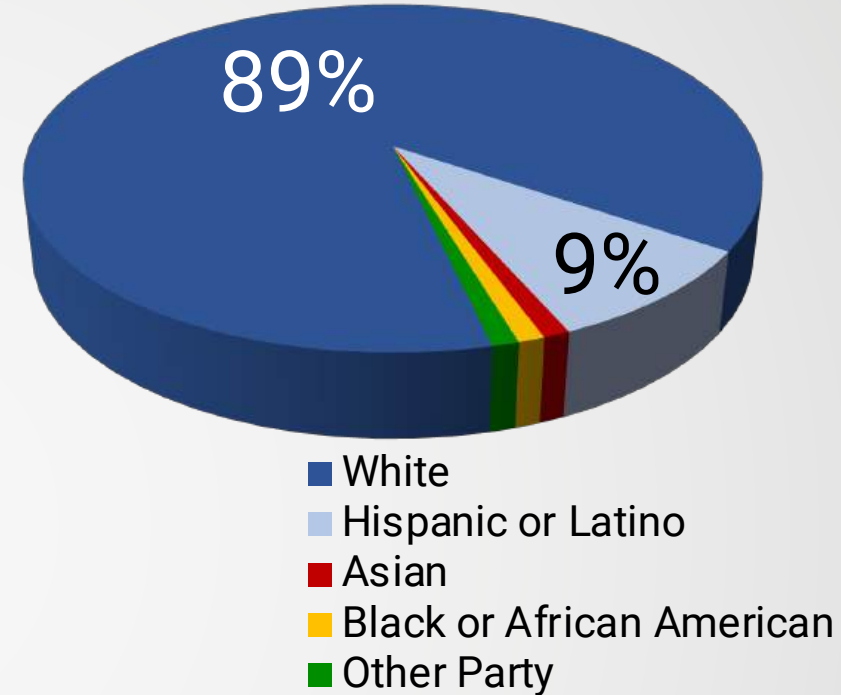


Survey Demographics

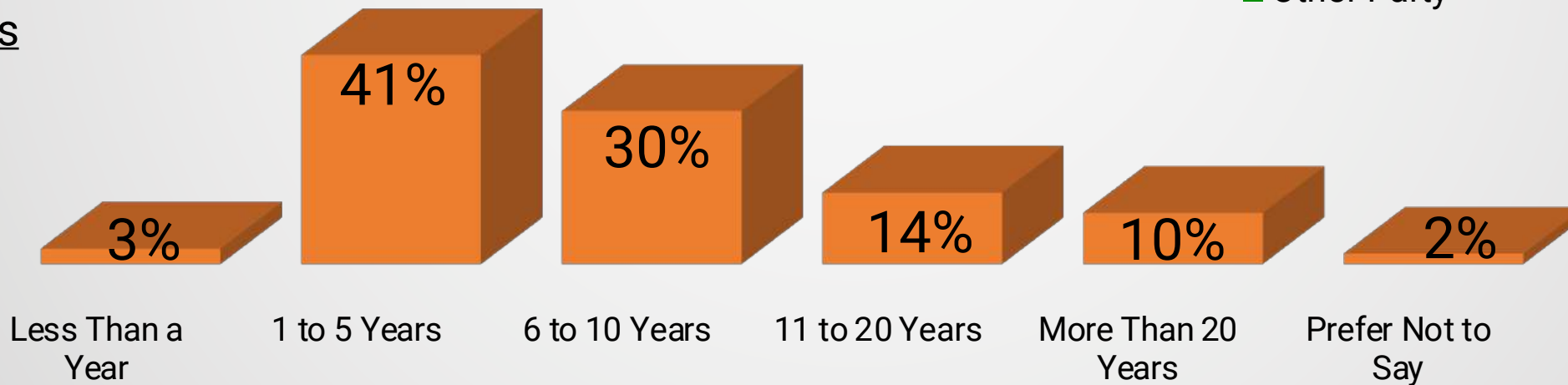
4 Year College Degree



Race

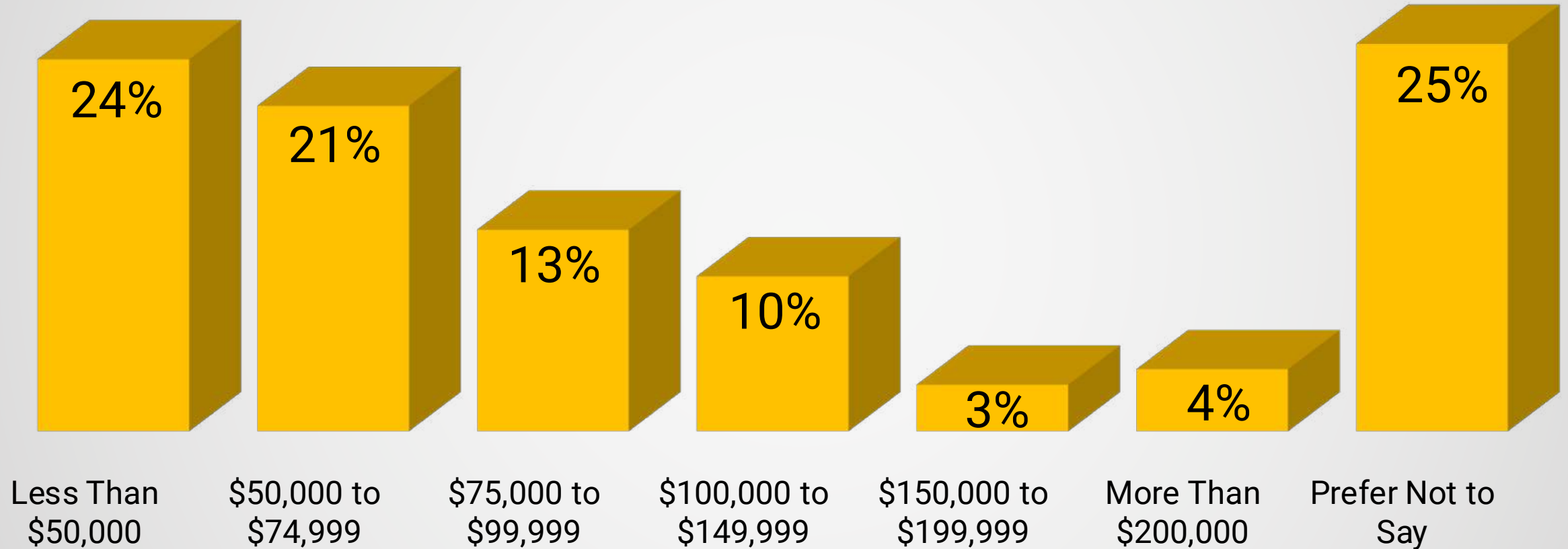


Lived at Current Address



Survey Demographics

Income



Magellan Strategies

4800 Aspen Creek Drive

Broomfield, CO 80023

MagellanStrategies.com

(303) 861-8585

David Flaherty | Ryan Winger
Courtney Sievers | Logan Miller

